

Describing Movement

Adult Guidance with Question Prompts



Children explain how the mouse moved to the cheese using these words: 'forwards', 'backwards', 'up', 'down', 'left' and 'right'. Children do not need to think about the mouse turning at this stage, just moving in different directions. Children would benefit from some practical activities where they are giving and following movement instructions using this language before attempting this activity.

Which way is left?

Which way is right?

Which direction is the mouse facing?

How many squares did he move first?

In which direction?

Then, did they move left or right?

How many squares?

What did they do next?

Can you find a different way they could have gone?

Can you write instructions for that route?


Has your friend found a different way?

Can you both be right?

Describing Movement



Explain how the mouse got to the cheese.



Can you find another way for the mouse to get to the cheese?

Describing Movement

Adult Guidance with Question Prompts



Children describe movement in a straight line using these words: 'forwards', 'backwards', 'up', 'down', 'left' and 'right'. Make sure children look carefully at the direction the creature is facing before they decide if the statement is true or false.

Which way is the (creature name) facing?

Which direction has it moved in?

Is the statement true or false?

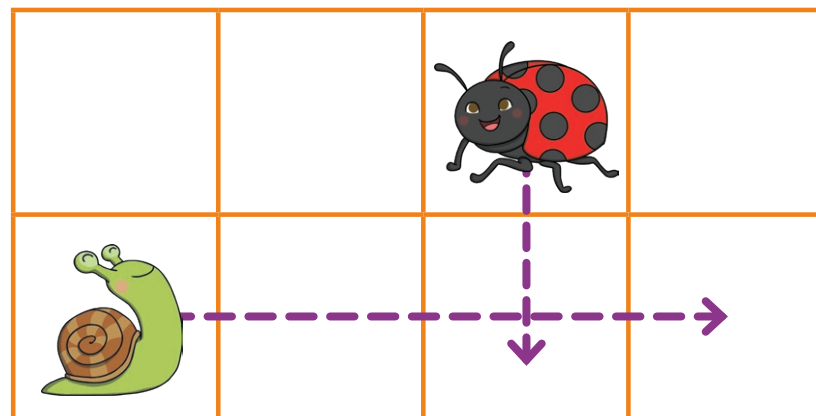
How do you know?

Can you say a correct statement to describe how the creature moved?

Describing Movement

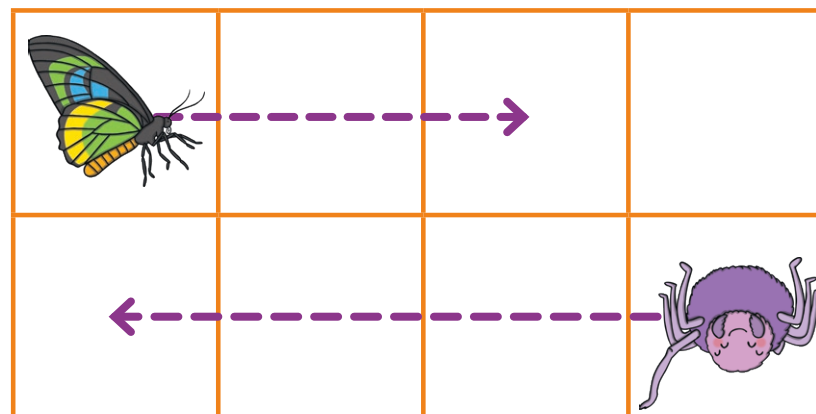


True or false? ✓ or ✗



The snail has moved forwards 3 squares.

The ladybird has moved forwards 1 square.



The butterfly has moved right 2 squares.

The spider has moved left 3 squares.

Describing Movement

Adult Guidance with Question Prompts



Children record a route onto a 2D grid and write directions to match using these words: 'forwards', 'backwards', 'up', 'down', 'left' and 'right'. They think about whether there are different possible ways. Make sure they take note of the direction the butterfly is facing before they begin. It may help for them to draw a butterfly on a small square of paper for them to physically move around the grid.

Where does the butterfly need to go first?

What direction is the butterfly facing?

How will it get to the leaf?

Can you draw a route?

Now write the route.

Where does the butterfly need to go next?

How will it get from the leaf to the white flower?

Draw and write the route.

Will the butterfly need to go forward or backward?

How do you know?

What other movements will the butterfly do to get to the pink flower?

How will the butterfly get from the pink flower to the yellow flower?


Compare your route to a friend's: are they the same or different?

Can you both be right? Why?

Describing Movement



Work out a route for the butterfly:



Draw your route on the grid and write instructions to match.